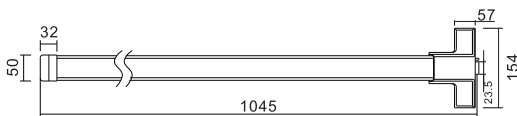


PED 600 Panic Exit Device

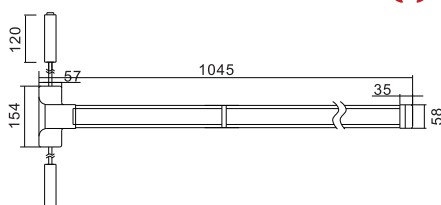



PED 601 Rim Type Push Bar

- Type: American Style, Push bar, Rim Type, UL listed
- ANSI/BHMA Grade 1 Panic Exit Device
- Material: Steel or Stainless Steel
- Length: 1045mm Standard, could be customized
- Non-handed, for LH or RH doors
- Master Key System are available

CLASSIFICATION

- PED 601P: Steel Painted, half length push rail. UL listed, 3 Hours fire rated.
- PED 601-1P: Steel, Painted, full length push rail. UL listed, 3 Hours fire rated.
- PED 601S: 304 Stainless Steel, half length push rail. UL listed 3 Hours fire rated.
- PED 601-1S: 304 Stainless Steel, full length push rail. UL listed, 3 Hours fire rated.



PED 602 Rim Type Push Bar

- Type: American Style, Push bar, two locking points, UL listed
- ANSI/BHMA Grade 1 Panic Exit Device. Confirm to UL 10C 3 hours fire test
- Material: Steel or Stainless Steel
- Length: Standard 1045mm, could be customized
- Height: Standard 2100mm, could be customized
- Non-handed, for LH or RH doors
- Dogging by furnished Allen Key

CLASSIFICATION

- PED 601P: Steel Painted, half length push rail. UL listed, 3 Hours fire rated
- PED 601-1P: Steel, Painted, full length push rail. UL listed, 3 Hours fire rated
- PED 601S: 304 Stainless Steel, half length push rail. UL listed 3 Hours fire rated
- PED 601-1S: 304 Stainless Steel, full length push rail. UL listed, 3 Hours fire rated